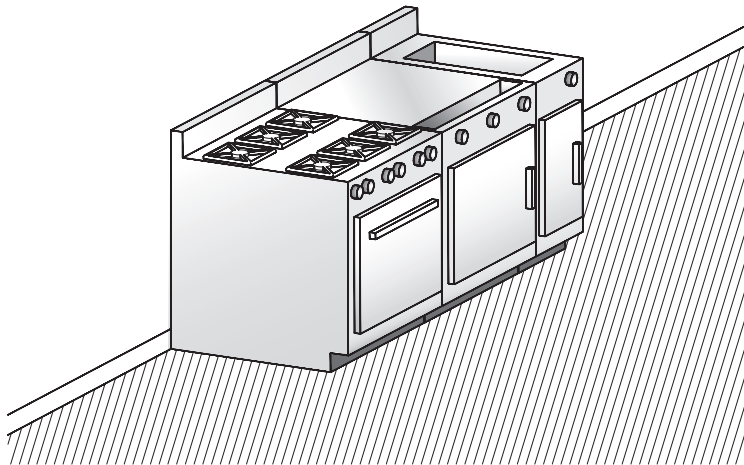
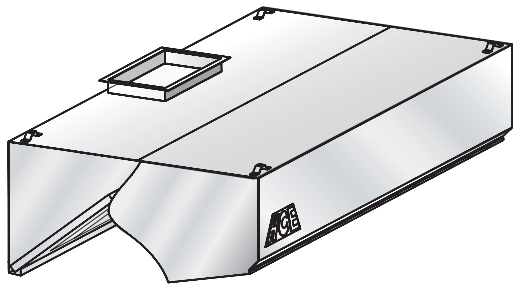


## Model **LC-HAI**

### Filter hood

**A**




### Suggested model

- Restaurant chains
- Low-ceiling kitchens

#### Description :

HCE wall-type exhaust hood model LC-HAI complete with baffle filters.

#### Specifications:

- Constructed of sturdy 18-gauge (1.2 mm) stainless steel
- Available in lengths of 3' 0" to 16' 0" (914 mm to 4,877 mm)
- Washable baffle filters
- Specially designed for low-ceiling kitchens
- Easy installation
- Listed 
- Many options available (see reverse)
- Quick delivery

#### Construction :

Exposed hood surface: type 430 stainless steel (304 optional) with #4 finish (brushed). Non-exposed hood surface: stainless steel with #2B finish. Minimum 18-gauge (1.2 mm) thickness. All visible welded joints are polished to match original finish. To meet NFPA- 96 requirements.

#### Installation :

##### Suspension (recommended height)

The hood should be installed 6' 6" (1,981 mm) from the floor.

##### Semi-combustible materials

A clearance of 3" (76 mm) is required when the hood is in contact with semi-combustible materials. As per NFPA-96 standards, a stainless steel spacer will be required.

#### Enclosure panels (optional):

The space between the top of the hood and the ceiling may be closed with stainless steel panels in the same finish as the hood.

#### Electrical:

Junction box and pre-wiring for lighting system may be factory installed if required.

Length		260 CFM (125 L / S) / Linear Ft. *		Collar/opening 10" (254 mm) x _____	
Feet	mm	CFM	L/S	Inches	mm
3'-6"	1068	910	430	10	254
4'-0"	1220	1040	490	12	305
4'-6"	1372	1170	550	12	305
5'-0"	1524	1300	615	14	355
5'-6"	1676	1430	675	16	405
6'-0"	1828	1560	735	16	405
6'-6"	1981	1690	800	18	457
7'-0"	2134	1820	860	20	508
7'-6"	2286	1950	920	22	558
8'-0"	2438	2080	980	24	610
8'-6"	2590	2210	1045	24	610
9'-0"	2743	2340	1105	26	660
9'-6"	2895	2470	1165	28	711
10'-0"	3048	2600	1230	28	711
10'-6"	3200	2730	1290	30	762
11'-0"	3352	2860	1350	32	812
11'-6"	3505	2960	1410	(2) 16	(2) 405
12'-0"	3657	3120	1470	(2) 18	(2) 457
12'-6"	3810	3250	1535	(2) 18	(2) 457
13'-0"	3962	3380	1595	(2) 18	(2) 457
13'-6"	4115	3510	1635	(2) 20	(2) 508
14'-0"	4267	3640	1720	(2) 20	(2) 508
14'-6"	4420	3770	1780	(2) 20	(2) 508
15'-0"	4572	3900	1840	(2) 22	(2) 558
15'-6"	4724	4030	1900	(2) 22	(2) 558
16'-0"	4877	4160	1965	(2) 24	(2) 610

\* Exhaust for 42" (1,065 mm) and 48" (1,220 mm)-deep hoods. Contact us for assistance to determine the appropriate air volume.

### Accessories included:

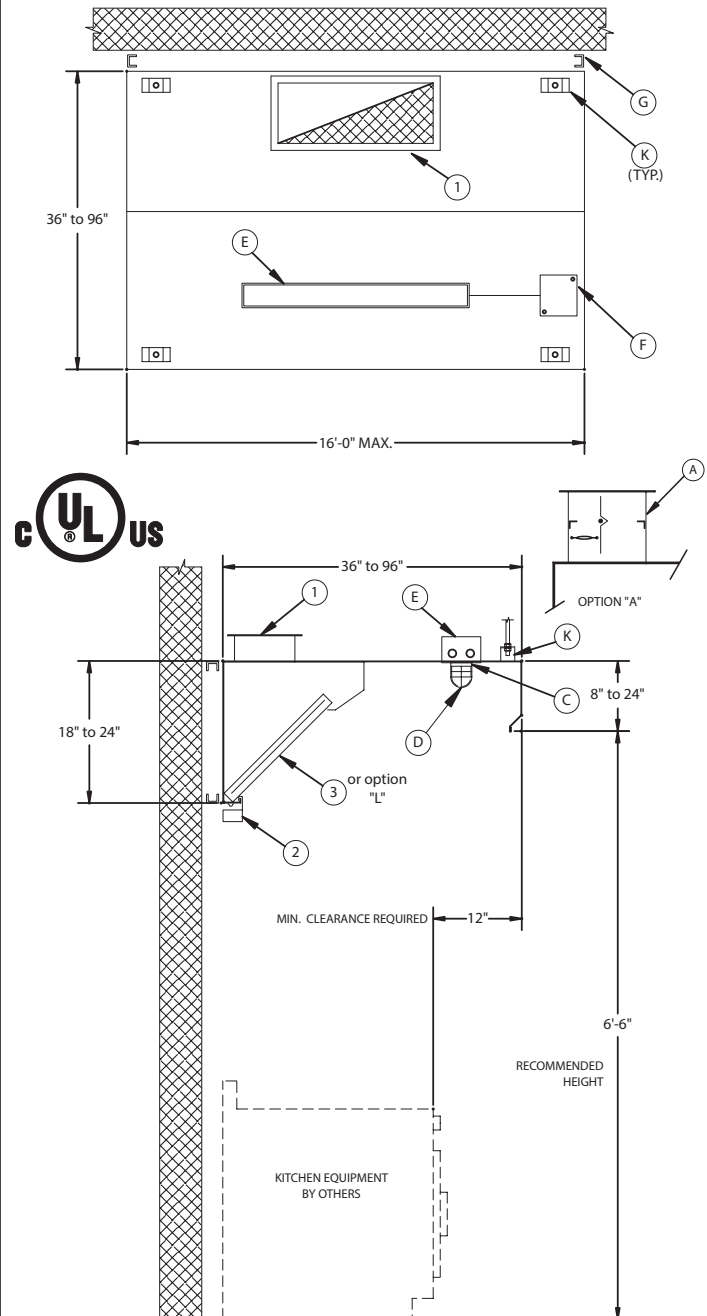
- 1 Exhaust collar (3" high)
- 2 Used grease receptacle
- 3 cULus-listed galvanized steel baffle filters

### Optional accessories: (see section "K" for details)

- |   |   |
|---|---|
| A | cULus-listed exhaust collar with fire damper  |
| B | cULus-listed exhaust collar with balancing damper   |
| C | Incandescent lights (Quantity recommended: (1) light per 5 linear feet of hood)           |
| D | Wire guard for incandescent lights  |
| E | 36" or 48" fluorescent lights (Quantity recommended: (1) light per 8 linear feet of hood) |
| F | Junction box and pre-wiring for lighting  |
| G | 3" spacer for clearance to meet NFPA- 96 requirements                                     |
| H | Enclosure panels, stainless steel with #4 finish, between hood and ceiling                |
| I | PAC-02 programmable control panel   |
| J | End skirts should be used to maximize hood performance                                    |
| K | Hanging brackets  |
| L | cULus-listed stainless steel baffle filters   |

## A

### Filter hood



	Exhaust VOLUME (CFM / Lin. Ft.)	Internal pressure loss (IN / H <sub>2</sub> O)	Exhaust VOLUME (L/S per linear metre)	Internal pressure loss (Pa)
Light cooking	175	0,30	270	75
Medium cooking	260	0,40	400	100
Heavy cooking	350	0,60	540	150